

The CARE CERTIFICATE

Equality and Diversity

- What you need to know

Standard

4

Equality and Diversity, Inclusion and Discrimination



Promoting equality and respecting diversity are central to life today. To provide care and support that meets the needs of everyone you have to understand what these terms mean and take account of them in your work.

Equality is about treating people alike according to their needs. You should make sure that everyone is given equality of opportunity. For example, you may need to give information in different formats (for example Braille) or make sure there is access to a building for an individual in a wheelchair.

Diversity can be described as 'difference'. All individuals are different; the many different parts of a person's character and identity make them unique. Examples of the things that make up diversity are:

- Age
- Appearance
- Ability
- Disability
- Job role
- Health
- Background
- Gender
- Family
- Friends
- Sexual orientation
- Religion
- Belief
- Values
- Culture
- Marital status.


Inclusion is 'being included within either a group or society as a whole'.

Inclusion links with diversity and equality. It is important to understand someone's differences so that you can include them and treat them equally and fairly. People can feel excluded if they are not able to join in with activities. Excluding people because of their differences is known as 'discrimination'. All workers in health and social care must make sure that they work in an inclusive way to ensure that everyone has the opportunity to take part when they want to. This is especially true about their own care and support.

Discrimination is action that is often based on a person's negative attitude towards others. The following can all lead to discrimination:

- **Labelling**
- **Stereotyping**
- **Prejudice.**

It involves treating people differently because of assumptions made about a person or group of people based on their differences. Negative attitudes and behaviours exist in society that can lead to individuals or groups being oppressed or disadvantaged.



Labelling

This is to give a group of people a name because of characteristics, for example Goth.

Stereotyping


To have an opinion about a group and applying this to anyone belonging to this group, for example no woman can park a car.

Prejudice

Could mean to not like someone just because of the group they belong to.

Some discrimination is on purpose and can be easily noticed. This is known as *direct* or *deliberate* discrimination. Examples include treating a person differently because of their religion or sexual orientation, and excluding people who use wheelchairs by not providing access.

Other forms of discrimination can be unintentional or accidental and are not as easy to see. There may be ways of working in place that apply to everyone but may disadvantage certain individuals or groups. For example, providing food at times that do not take into account religious fasting periods.



Equality of opportunity

Individuals are provided with opportunities that take into account their differences and provide fair and equal access, that is to be given the same chance as all individuals.

Ways of working that reduce the likelihood of discrimination

You can reduce the chances of discrimination happening by the way that you work. As a health or social care worker it is your duty to work in ways that promote:

- Equality
- Diversity
- Inclusion.

These principles should be included into everything that you do. To achieve this, you should:

- Respect diversity by providing **person centred care**
- Treat the individuals you support as unique rather than treating all individuals in the same way
- Ensure you work in a non-judgemental way. Do not allow judgemental beliefs to effect the care and support you provide
- Follow the agreed ways of working in your workplace to create an environment that is free from discrimination.

- Work in an inclusive way that sees the positive input that all individuals can make to society and to their own care
- Be confident to challenge or confront discriminatory practice if you see this in your workplace.



Person centred care

There are many aspects to a person that you must understand in order to meet their individual needs. The person is always the expert on their own care.



Holistic

The term holistic means to look at all aspects that make up a person. It means to look at how all aspects are integrated and can have an impact on each other. Therefore, we don't just view people from one perspective, but we look at all factors, including their thinking processes and the physical, emotional, social and cultural aspects of who they are. This helps to provide person centred care.

6Cs

Courage

Be courageous to challenge or confront situations that you know are not right and that do not promote the wellbeing of all individuals.

“Be
courageous”

Valuing diversity

To work in ways that are inclusive you need to understand and value the things that make people different. The care and support you provide must be specific to each individual's needs, wishes and preferences. It should be person centred care which builds in the likes and dislikes, beliefs and personal history of an individual to meet their needs in the best way possible.

The Equality Act 2010 and protected characteristics

The Equality Act 2010 makes it against the law for people to be treated unfairly because of the things that make them different. The act sets out how individuals should experience equality of opportunity and lists a number of '**protected characteristics**' that help to safeguard them from discrimination.

Promoting equality and respecting diversity help to ensure that people are valued and have the same access to all opportunities whatever their differences.



Protected characteristics

Stated in the Equality Act 2010, they aim to protect these groups of individuals from experiencing discrimination. The protected 9 characteristics are:

- Age
- Disability
- Gender reassignment
- Marriage and civil partnership
- Pregnancy and maternity
- Race
- Religion or belief
- Sex
- Sexual orientation

www.gov.uk/equality-act-2010-guidance

Legislation

Your role as a health or care worker is governed by a number of different laws. You have already looked briefly at the Equality Act 2010 and protected characteristics.

The Equality Act 2010 makes it unlawful to treat people unfairly because of the things that make them different (i.e. protected characteristics). The act also provides protection for individuals who experience *discrimination by association with* someone who has a protected characteristic.

Every human being in the UK has rights and freedoms which apply regardless of their situation or characteristics. Equality and inclusion are basic human rights.

The Human Rights Act 1998 sets out the ways that everyone should be treated by the state and by public authorities.

The Mental Capacity Act 2005 is designed to protect people who can't make decisions for themselves.

The Care Act 2014 brings care and support legislation together into a single act with a new **wellbeing principle** at its heart. It aims to make care and support clearer and fairer and to put people's wellbeing at the centre of decisions, and include and develop personalisation.

The Health and Social Care Act 2012 sets out to modernise NHS care by supporting new services and giving patients a greater voice in their care.



Wellbeing principle

The guiding principle of the Care Act that puts an individual's wellbeing at the centre of all care and support.

Useful links

www.legislation.gov.uk/ukpga/1998/42/contents

www.gov.uk/government/collections/mental-capacity-act-making-decisions

www.gov.uk/government/publications/health-and-social-care-act-2012-fact-sheets

The code of conduct

Codes of conduct or practice set out the standards and values that care workers must meet in order to provide effective and supportive care. In England, the Code of Conduct for Healthcare Support Workers and Adult Social Care Workers is overseen by Skills for Health and Skills for Care.

www.skillsforhealth.org.uk/code-of-conduct

The Code of Conduct for Healthcare Support Workers and Adult Social Care Workers includes the following principles:

- Be accountable by making sure you can answer for your actions or omissions
- Promote and uphold the privacy, dignity, rights, health and wellbeing of people who use health and social care services and their carers at all times
- Work in collaboration with your colleagues to ensure the delivery of high quality, safe and compassionate healthcare, care and support
- Communicate in an open, and effective way to promote the health, safety and wellbeing of people who use health and social care services and their carers
- Respect a person's right to confidentiality.

- Strive to improve the quality of healthcare, care and support through continuing professional development
- Uphold and promote equality, diversity and inclusion.

“professional development”

Challenging discrimination

Discrimination is unacceptable and should be confronted whenever it is found, whether in your own work, or in that of others. Working in a reflective way is one way that can help you to identify if and where your own values and beliefs lead to unfair treatment of others. Reflective practice means thinking about what you have done, what happened as a result and whether you could do anything differently in future to get a better outcome.

If you see that individuals are being treated unfairly, you should discuss this with your manager who will be able to take action to make sure that the poor practice is properly challenged and positive change is encouraged.

Information, advice and support

In the course of your work there may be times when you need to take action to find out more information about diversity, equality and inclusion. This might be as a result of:


- Reflecting on your own work and finding that you need to develop your skills and knowledge
- Needing to know how to apply the principles of diversity, equality and inclusion to an unfamiliar situation
- Because you have witnessed discrimination or unfair treatment in someone else's work and need advice on how to deal with it.

Information, advice and support in relation to diversity, equality, inclusion and discrimination could be found in a number of places. It is important to reflect on your work and to think about how you can improve the care and support that you provide to others. Reflecting on situations and experiences will help you to decide if you do need further information, support or advice; this will help you to develop as a worker.

Sources of information, advice and support could include:

- Looking into the ways of working of your organisation
- Checking out the Care Quality Commission's essential standards of quality and safety
- Speaking to your manager for advice and guidance and for extra support or for ideas on where to go or who to speak to for further information

- Making use of informal meetings or discussions with other workers and formal appraisals or supervision with managers for additional guidance or to ask specific questions
- Undertaking your own research on the internet, for example looking at the Equality and Human Rights Commission or your Social Service's or NHS website.



Reflect

To think over your experiences in a way that will help you to learn for the future. This may mean you think about how you approach a situation differently next time or a strategy you will use again because it worked well.

The CARE CERTIFICATE

Equality and diversity

- What do you know now?

Standard

4

Activity 4.1a



Complete the table below to **explain** the key terminology in your own words:

Explain - to explain something you will need to provide a clear account of your understanding, including details like why and how.

Diversity	Equality	Inclusion	Discrimination

Activity 4.1b

Discrimination may happen deliberately or by mistake within social care settings. For each of the examples below, **describe** the discrimination that is happening including whether it is deliberate or inadvertent (by mistake).

Describe - to describe means to create a picture with words but not simply writing a list of bullet points.

Example 1:

A community group organises activities in a village hall that does not have access that is suitable for individuals who are wheelchair users.

Deliberate

Inadvertent

.....

.....

.....

.....

.....

.....

.....

Example 2:

In a hospital a volunteer gives smaller portions of food to women than men because they believe that men have bigger appetites.

Deliberate

Inadvertent

.....

.....

.....

.....

.....

.....

Example 3:

A care home has a policy that limits kitchen hours from 8am to 5pm. A new resident follows Ramadan, meaning they can eat only before sunrise and after sunset. As a result of the policy they are not able to eat proper meals for the month of Ramadan.

Deliberate

Inadvertent

.....

.....

.....

.....

.....

.....

.....

.....

.....

.....

.....

.....

.....

.....

.....

Example 4:

A home care worker stays longer at the home of an individual than they should because they are fond of the individual which means that the next person has less time for their care and support.

Deliberate

Inadvertent

.....

.....

.....

.....

.....

.....

.....

.....

.....

.....

.....

.....

.....

.....

.....

Activity 4.1c

There are a number of ways that can help to reduce the likelihood of discrimination happening in a work place. **Explain** how practices that support equality and diversity, such as working in a person centred way, can help to reduce discrimination in the workplace:

Explain - to explain something you will need to provide a clear account of your understanding, including details like why and how.

Working in a person centred way can help to reduce the likelihood of discrimination because...

.....

.....

.....

.....

.....

.....

.....

.....

.....

.....

.....

.....

.....

.....

.....

.....

.....

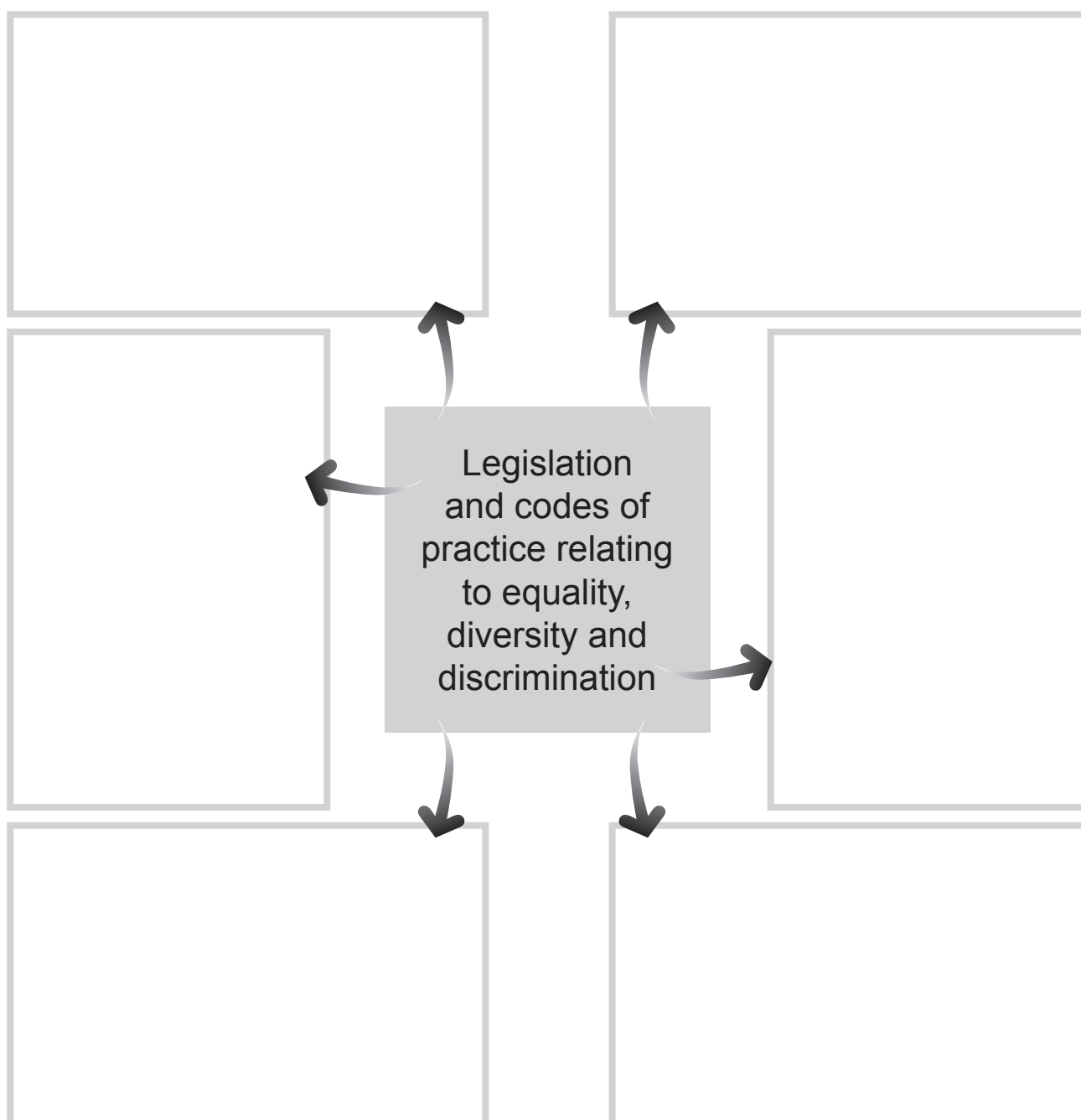
.....

.....

Activity 4.2a

On the diagram below, **identify** which legislation and codes of practice or conduct relating to equality, diversity and discrimination apply to you as a care worker:

Identify - point out, highlight or note down the main answers or examples that relate to the subject.



Activity 4.2c

Reflect on the two examples of discriminatory practice below. For each example, **describe** how you could address the discriminatory practice in order to encourage positive change:

Describe - to describe means to create a picture with words but not simply writing a list of bullet points.

An individual you are supporting is unable to reach the counter at the checkout to pay for their shopping:

.....

.....

.....

.....

.....

.....

.....

.....

.....

.....

.....

You notice a colleague continuously refuses to support or treat an individual and they have said it is because of the individual's sexual orientation:

.....

.....

.....

.....

.....

.....

.....

.....

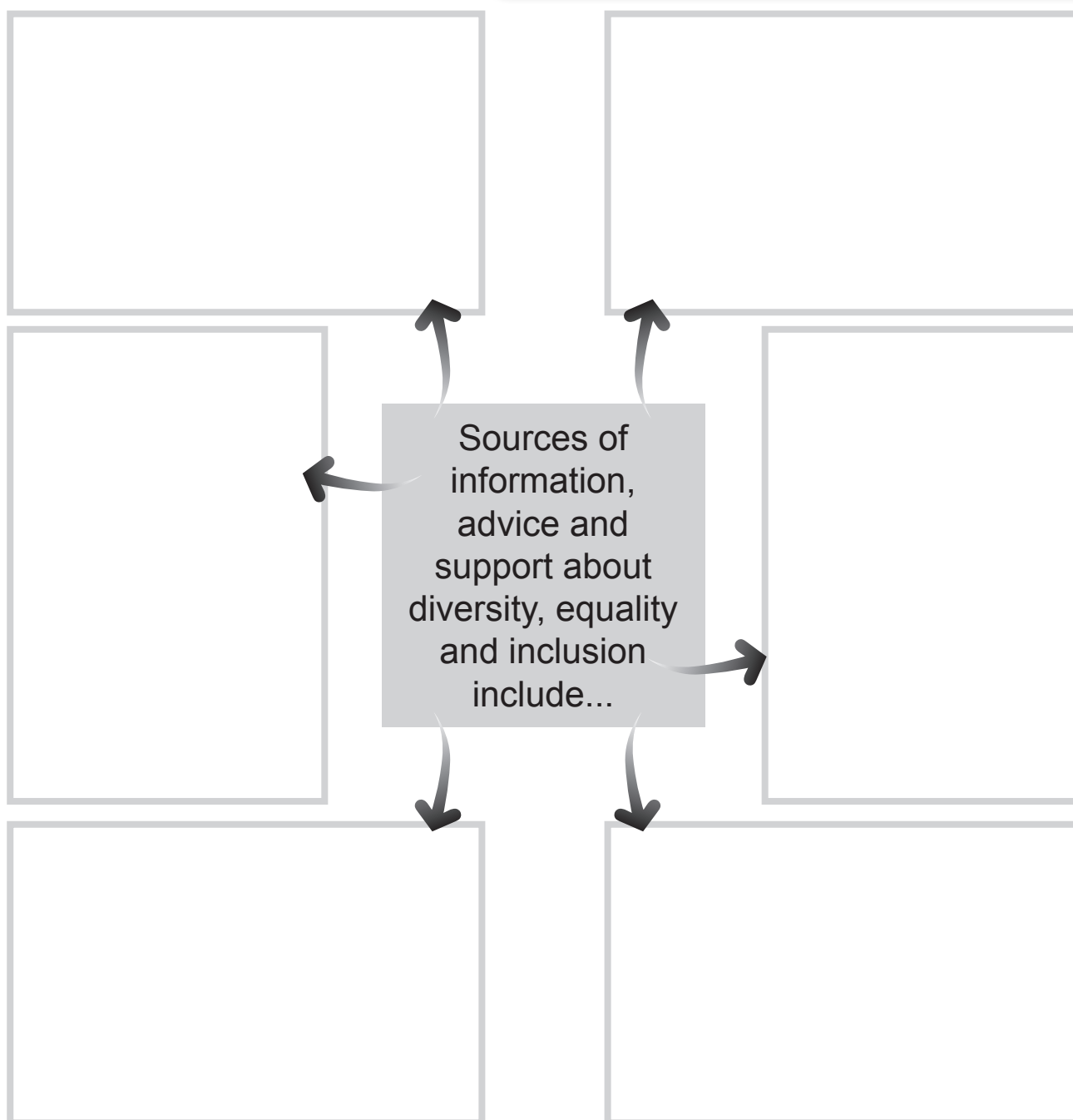
.....

.....

Activity 4.3a

On the diagram below,
identify a range of sources
of information, advice and
support about diversity,
equality and inclusion:

Identify - point out, highlight or note
down the main answers or examples
that relate to the subject.



Activity 4.3b and c



Think about situations when you may need additional information, advice and support. Fill in the table below to demonstrate how you would try to find additional information, advice and support about diversity, equality and inclusion. One example situation has been done for you. For the second example think of a situation that can happen in your own work:

	When would you access information, advice and support?	How would you access information, advice and support?	Whom would you ask for advice and support in relation to this and why?
1. You realise that your knowledge of dementia could be improved in order to support an individual's specific communication needs.			
2.			

Care Certificate *progress log, mapping and sign-off document*

Standard Number: 4

Standard Title: Equality and Diversity

Document guidance

This document provides an overview of the outcomes and assessment criteria for Standard 4: Equality and Diversity. It identifies the criteria within the Standard that should have been achieved upon successful completion of the underpinning knowledge within the Care Certificate workbook. Employees must demonstrate their competence in practice in order to fully achieve this Standard of the Care Certificate.

This progress log and sign-off document should be completed jointly by the employee and the manager/supervisor/assessor to confirm that all outcomes and criteria have been achieved in practice in the work setting. Supplementary evidence can be attached to demonstrate achievement and it is suggested to do so as good practice.

This document also provides an outline of the suggested mapping of outcomes and criteria within Standard 4: Equality and Diversity of the Care Certificate to the recommended Qualifications and Credit Framework (QCF) unit, the National Minimum Training Standards for Healthcare Support Workers and Adult Social Care Workers in England and the Common Induction Standards. This document does not necessarily indicate direct mapping of criteria and therefore assessors and/or managers should ensure they follow the guidance below. Please note that when the term assessor is used throughout this document this could be the manager, supervisor or assessor and will be decided by the employing organisation.

This document should always be used in conjunction with the guidance provided in the Care Certificate Framework Technical Document.

Guidance for assessors

Assessors must ensure that the learner has produced evidence for each assessment criterion that is valid, authentic, reliable, current and sufficient. Therefore assessors **must not assume** that if the mapping document indicates a criterion could have already been achieved, the mapped criteria within the QCF unit should automatically be awarded. Learners and assessors are responsible for ensuring that the outcomes and criteria within the QCF unit and standards below have been achieved to the required standard. For reference, within the column that refers to coverage of the relevant QCF unit, a **P** indicates that the Care Certificate criteria provides partial coverage of the relevant criteria within the QCF unit, whereas an **F** indicates full coverage.

The **Assessment method used** column is included to allow assessors to provide evidence of the type of assessment method that has been used to assess the Care Certificate criteria. This is likely to be noted as the Care Certificate Workbook, however if further evidence is also provided this could include professional discussion, observation, question and answer, e-learning, witness testimony etc. This column can also be completed to evidence competency using these example assessment methods.

The **Evidence location** column is included to provide a clear signpost to where the learner's evidence can be found. This may be within a portfolio of evidence, a continued professional development (CPD) file or electronically via e-learning or e-portfolio.

Unit number	Unit title	Level	Credit
R/601/5471	Introduction to equality and inclusion in health, social care or children's and young people's services	2	2
Y/601/1437	Promote equality and inclusion in health, social care or children's and young people's settings	3	2

THE CARE CERTIFICATE WORKBOOK STANDARD 4

Care Certificate Standard 4 Outcome	Care Certificate Standard 4 Criteria	Knowledge/ Competence	Question within workbook	QCF unit: Introduction to equality and inclusion in health, social care or children's and young people's services P = Partial F = Full	QCF unit: Promote equality and inclusion in health, social care or children's and young people's settings P = Partial F = Full	National Minimum Training Standards: Standard 4 – Equality, diversity and inclusion	Common Induction Standards: Standard 4 – Equality and Inclusion	Assessment method used	Evidence location	Sign-off initials	Date
4.1 Understand the importance of equality and inclusion	4.1a Explain what is meant by: • Diversity • Equality • Inclusion • Discrimination	K	4.1a	AC1.1 – F	AC1.1 – F	4.1.1 4.1.3	S4 – 1.1 S4 – 1.3				
	4.1b Describe ways in which discrimination may deliberately or inadvertently occur in the work setting	K	4.1b	AC1.2 – F		4.1.2	S4 – 1.2				
	4.1c Explain how practices that support equality and inclusion reduce the likelihood of discrimination	K	4.1c	AC1.3 – F	AC1.3 – P	4.1.4	S4 – 1.3 S4 – 1.4				
4.2 Work in an inclusive way	4.2a Identify which legislation and codes of practice relating to equality, diversity and discrimination apply to their own role	K	4.2a	AC2.1 – F	AC2.1 - P	4.2.1	S4 – 2.1				
	4.2b Demonstrate interaction with individuals that respects their beliefs, culture, values and preferences	C		AC2.2 – F	AC2.2 – F	4.2.2	S4 – 2.2				
	4.2c Describe how to challenge discrimination in a way that encourages positive change	K	4.2c	AC2.3 - F	AC3.3 - F	4.2.3	S4 – 2.3				

4.3 Access information, advice and support about diversity, equality and inclusion	4.3a Identify a range of sources of information, advice and support about diversity, equality and inclusion	K	4.3a	AC3.1 – F		4.3.1	S4 – 3.1				
	4.3b Describe how and when to access information, advice and support about diversity, equality and inclusion	K	4.3b and c	AC3.2 – F		4.3.1	S4 – 3.1				
	4.3c Explain whom to ask for advice and support about equality and inclusion	K	4.3b and c			4.3.2	S4 – 3.2				

Declaration of completion

I confirm that the evidence provided by the employee meets the full requirements for **Standard 4: Equality and Diversity of the Care Certificate**.

Employee signature:

Name of assessor*:

Assessor* signature:

Completion date:

* The Assessor can be your Manager, Supervisor or someone else authorised by your employing organisation. This individual provides confirmation that all learning outcomes and assessment criteria for the Care Certificate standard identified above have been completed and signed off by and authorising person.